



*Classical dressing compound*  
*Shoes & leather articles . . .*



**CLASSIC FINISHERS INDIA PVT. LTD.**



## PRODUCT GUIDE

PRODUCT	MATERIAL	APPLICATION	USE
<b>Cleaners (Water Base)</b> CLF – 1100  CLF – 1101	Water base general purpose cleaner  Water base general purpose black cleaner	By Sponge / Soft Cotton Cloth	For Cleaning full grain & CG leather.
<b>Cleaners (Solvent Base)</b> CLF – 1200  CLF – 1201	Solvent base cleaner  Solvent base black cleaner	By Sponge / Soft Cotton Cloth	For Cleaning full grain & CG leather.
<b>Fungi Cleaner</b> CLF – 1300	Cleaner for fungus	By Sponge / Soft Cotton Cloth / Spray	Fungus cleaner for any type of leather.
<b>Fat Effect Finish</b> CLF – 3100  CLF – 3200  CLF – LVI	Oil for spray  Water base cream  Water base	By Spray  By Sponge / Soft Cotton Cloth  By Spray	For Crazy horse & Oil pull up / Oily Nubuck / Suede
<b>Wax Cream Finish</b> <b>Classifondo</b>  CF – 6800 – Natural CF – 6801 – Black CF – 6802 – Dark Brown CF – 6803 – Medium Brown	Soft shoe cream for base coat and ironing	By Sea Sponge	For all type of full grain, CG, dry milled, aniline & semi aniline leather.
<b>Self shine shoe cream</b> <b>Classilux</b> CL – 6900 – Natural CL – 6901 – Black CL – 6902 – Dark Brown CL – 6903 – Medium Brown	Self shine top shoe cream for high gloss	By Sea Sponge	For all type of full grain, CG, dry milled, aniline & semi aniline leather
<b>Water base top coats</b>  CL – 7800 – Natural CL – 7801 – Black CL – 7900 – Natural CL – 7901 – Black  CL – 8900 – Natural CL – 9900 - Natural	Water base Hi-Shine top coat natural. Water base Hi-Shine top coat Black Water base Medium shine top coat Natural Water base Medium shine top coat Black  Water base burnish wax Water base burnish wax	By Sponge / Soft Cotton Cloth / Spray      By Spray	For all type of full grain, CG, dry milled, aniline & semi aniline leather      Cow / Buff Burnish upper / for two tone effect.



ISO 9001 - 2000

**NOTE:**

1. Use hand gloves before using any chemical by hand.
2. The information given herein is to the best of our knowledge and is given for guidance only and is not to be taken as warranty of results.



## PRODUCT GUIDE

PRODUCT	MATERIAL	APPLICATION	USE
<b>Masolux</b> CMF – 4100 CMF – 4101 CMF – 4102	Wax base top coat for edges of sole & heels.	By Hand / Machine	High shine finish for edges for sole & heels.
<b>Leather bottom finish</b> CFN – 5300 CFN – 5301 CFN – 5302 CFN – 5303 CFN – 5304	Aniline bottom finish for leather sole.	By Hand / Roller Coater	High shine waxy finish for leather sole.
<b>Leather bottom teak finish</b> CBS – 5401 CBS – 5402 CBS – 5403 CBS – 5404 CBS – 5405	Teak finish for leather sole.	By Hand	Teak finish for leather sole.
<b>Solvent base bottom finish for PU, TPR, PVC &amp; EVA sole</b> <b>Base coat pigmented for covering</b> CBS – 6401 CBS – 6402 CBS – 6404 CBS – 6405 CBS – 6409 CBS – 6411 CBS – 6413	Covering finish for PU, TPR, PVC & EVA sole.	By Spray	Covering finish for PU, TPR, PVC & EVA sole.
<b>Solvent base top coat for PU, TPR, PVC &amp; EVA sole for brush off / two tone finish</b> CTS – 7401 CTS – 7402 CTS – 7404 CTS – 7409 CTS – 7411 CTS – 7413	Solvent base transparent top coat for PU, TPR, PVC & EVA sole for brush off / two tone finish.	By Spray	Solvent base transparent top coat for PU, TPR, PVC & EVA sole for brush off / two tone finish.




ISO 9001 - 2000

**NOTE:**

1. Use hand gloves before using any chemical by hand.
2. The information given herein is to the best of our knowledge and is given for guidance only and is not to be taken as warranty of results.

## PRODUCT GUIDE

PRODUCT	MATERIAL	APPLICATION	USE
<b>Softner for leather upper</b> CUS – 1000	For conditioning / softening of leather upper.	By Hand / Dipping	For conditioning / softening of leather upper.
<b>Solid waxes</b> <b>Abrasive wax</b> CBS – 7110 CBS – 7111 CBS – 7112	Cutting wax for two tone effect on rotary cotton brush.	By Cotton Brush	For brush off effect on leather / PU, TPR, PVC sole.
<b>Filler wax</b> CBS – 8110 CBS – 8111 CBS – 8112	For filling leather grain of shoe upper & heels.	By Soft Cotton Brush	For filling leather grain of shoe upper & heels.
<b>Carnuba wax</b> CBS – 9110 CBS – 9111 CBS – 9112 CBS – 9113	For final finish on shoe upper for high gloss.	By woolen brush	For final finish on shoe upper for high gloss.
<b>Burnishing wax for burnish leather</b> CBS – 92100	Burnishing wax for burnish leather.	By Cotton brush	Burnishing wax for burnish leather.
<b>Brushes for finishing</b> Hard Cotton brush Soft Cotton brush Soft Woolen brush Horse Hair brush Edge Cleaning brush Leather Felt brush			



ISO 9001 - 2000




**NOTE:**

1. Use hand gloves before using any chemical by hand.
2. The information given herein is to the best of our knowledge and is given for guidance only and is not to be taken as warranty of results.





## PRODUCT GUIDE

PRODUCT	MATERIAL	APPLICATION	USE
<b>Edge Finish</b> CUL – 8101 CUL – 8102 CUL – 8103 CUL – 8104 CUL – 8105 CUL – 8106 CUL – 8107 CUL – 8108 CUL – 8109 CUL – 8110 CUL – 8111 CUL – 8112 CUL – 8113 CUL – 8114	 Water base Glossy finish for raw edges of belts, briefcase, etc.	By Hand / Roller Coater	Glossy finish for raw edges of belts, briefcase, etc.
<b>Matt edge finish</b> CUM – 9301 CUM – 9302 CUM – 9303 CUM – 9304 CUM – 9305 CUM – 9306 CUM – 9307 CUM – 9308 CUM – 9309 CUM – 9310 CUM – 9311 CUM – 9312 CUM – 9313 CUM – 9314	 Water base matt finish for raw edge of Belts, Briefcase, etc.	By Hand / Roller Coater	Matt finish for raw edge of Belts, Briefcase, etc.
<b>Edge filler</b> CUF – 9300	Water base edge filler.	By Hand / Roller Coater	For sealing the raw edges before application of the glossy / mat colour.
<b>Bottom finish for leather sole &amp; heels</b> <b>Masotak</b> CMF – 3100 CMF – 3101 CMF – 3102	 Solvent base edge filler for raw edges of leather sole & wooden & masonite heels.	By Hand	For sealing the raw edges of leather sole & heels.






ISO 9001 - 2000

**NOTE:**

1. Use hand gloves before using any chemical by hand.
2. The information given herein is to the best of our knowledge and is given for guidance only and is not to be taken as warranty of results.



## PRODUCT GUIDE

PRODUCT	MATERIAL	APPLICATION	USE
<b>Repair Crayon</b> CRS – 9601 CRS – 9602 CRS – 9603 CRS – 9604 CRS – 9605 CRS – 9606 CRS – 9607 CRS – 9608 CRS – 9609 CRS – 9610 CRS – 9611 CRS – 9612 CRS – 9613	 Repair crayon for covering small defects.	By Hand	Repair crayon for covering small defects.
<b>Repair Crayon</b> CLS – 7601 CLS – 7602 CLS – 7603 CLS – 7604 CLS – 7605 CLS – 7606 CLS – 7607 CLS – 7608 CLS – 7610 CLS – 7611 CLS – 7612	 Self fixing Nubuck colour in water medium	By Spray	For nubuck & Suede upper.
<b>Solvent base dye</b> CMS – 8601 CMS – 8602 CMS – 8603 CMS – 8604 CMS – 8605 CMS – 8606 CMS – 8607 CMS – 8608 CMS – 8610 CMS – 8611 CMS – 8612	 Solvent base dye for dip colour	By Spray / Hand	For semi chrome/ burnish / VT leather.



ISO 9001 - 2000

**NOTE:**

1. Use hand gloves before using any chemical by hand.
2. The information given herein is to the best of our knowledge and is given for guidance only and is not to be taken as warranty of results.



**CLASSIC FINISHERS INDIA PVT. LTD.**

## PRODUCT GUIDE

PRODUCT	MATERIAL	APPLICATION	USE
<b>WELT Colours</b> CWS – 5501 CWS – 5502 CWS – 5503	Water base colour for SULPHA Welts	By Spray	For SULPHA & Leather Welts.

### FINISHING PROCESS FOR FULL GRAIN / CLOSE GRAIN COW SOFTY

#### Process : 1

1. Clean the shoe on last with CFL – 1100 / 1101
2. Apply base coat cream Classifondo CF – 6800 / 6801 pass through heat setter & iron.
3. Apply filler wax CBS – 8110 / 8111 on soft cotton brush & brush the shoe 550 / 600 RPM, De last.
4. Apply top shoe cream CL – 6900 / 6901 after attaching sole. Brush again on soft cotton brush.
5. Mop on woolen brush with Carnuba wax CBS – 9110 / 9111.
6. If extra shine is required repeat process No. 4.

### FINISHING SYSTEM FOR TWO TONE / BRUSH OF FINISH

#### Process : 2

1. Apply medium coat of CMS colour (darker colour then the base coat) on last.
2. Apply abrasive on soft cotton cloth CTS & brush.
3. Apply CTS again with different pressure on different area depending upon the desired effect .
4. Apply CL – 8900 / 9900 and mop on woolen brush with Carnuba CBS – 9111.

#### Declaration:

This brochure gives you an over view of our product range with many applications as well as functions along with the trade name.

Our products are free from banned ingredients i.e. Azo, pcp, Chrome v, Formaldehyde, Forbidden Amines, Heavy Metals, etc.



ISO 9001 - 2000

#### NOTE:

1. Use hand gloves before using any chemical by hand.
2. The information given herein is to the best of our knowledge and is given for guidance only and is not to be taken as warranty of results.



The information given herein is to the best of our knowledge  
and is given for guidance only and is not to be taken as  
warranty of results.



**CLASSIC FINISHERS INDIA PVT. LTD.**

E - 107, Sector - 7, NOIDA - 201 301 (UP)

Tel: +91 120 3096250, Mobile: +91 9811225942

E-mail: [sudershanc@hotmail.com](mailto:sudershanc@hotmail.com),

[www.classicfinishersind.com](http://www.classicfinishersind.com), [www.classicfinishers@asia.com](http://www.classicfinishers@asia.com)